


1 Follow-up study of clinical trial data scatter deep water coral reef in the waters east fishery pond Minatogawa town Yaese Okinawa coral recovery that started in 2010




2010727

Skeletal coral has been in progress

(Injected into the bottle cap open after setting soy sauce)
Gm0 deep ocean water bottle set preparation


Great depression



20111011

Has grown by about 2 cm
approximately recovered coral
sauce bottle was assimilated
into the coral set was
completely skeletonized


Minor depression is recovered



20121025

The newly set drip bottle

Dense coral breeding
depression is resolved



20121025

Cobalt sparrow fish breeding
to about three times


Has come to be seen symbiont
and many other sea urchins
and sea cucumbers

I got to rally around cobalt
sparrow should not be wary of
feet

Photo series installation at photon tunnel preparation of deep ocean water (Gm0)

Arakaki Shuzo ultrasound Zhou Institute issued October 20, 2012

<http://syuzou.awk.jp/>



At the start of installation, installation sauce bottle stock Gm0 minute recess center

Center has been greatly depressed

Admit the deposition of brown algae on the surface at approximately 4 weeks

Bottle of soy sauce after approximately eight months has been assimilated into the coral, it can be determined that barely dripping bottle

Admitted to adhere to a number of rubble sand and sea lettuce sea lettuce breeding: that is being filled with coral depression in the center is resolved

Sauce bottle is completely within the coral


No longer depressed

Uplift above the ambient mild in the direction of

This portion of the whitened installation part 80 db preparation

Attempt to promote adhesion of the coral and the algae by replacing 60 db than 7/22

Assimilation in fixed wire coral calcification



20100710 start

Large amounts of time in various algae algae growth

Admitted shellfish sea cucumber and spiders that feed on algae

Soy sauce bottle filling installation Gm0 to give vitality to the small branch coral

Be cleaned by typhoon


Forming a sandy shoreline sand and seaweed that had been deposited was launched on coastline

60 db was set up on July 10

Added on July 27, 60 db

Corals are prepared for spawning

Algae is cleaned by typhoon
Sand rock missing



Admit the deposition on the surface seems to be the foundation coral August 2011
 In a healthy coral and algae peel off sand and covered tightly to the surface, the algae
 Approximately 2 cm of sand insect husk that seems to have been deposited
 Enable



He is thought to have become dense algae breeding in April 2012 after 10 months
 In addition, sediment and increased to about 3 cm
 Elongated stalk-like algae grows
 Start a small coral breeding
 Hard sand stone is filled inside



May 2012



October 25, 2012
 Coral algae that survive without being destroyed in the typhoon No. 17 phenomenal
 Coral branches had been shed so unfortunately, (arranged drip bottle set in stone coral, which was launched) set substitute

20120819


The eelgrass is was about 3 m diameter July 2010 (when the bottle set deep water)

In August 2012 is more than 5 m diameter lightly. I've been raised mound in the shape of sand has been deposited in the heart of the eelgrass also



Eelgrass is growing next to
Eelgrass center is fixed so as not to shed in the sand is deposited in a mound eelgrass (about 30 cm in height).

Shoreline is expected to be about 100 cm from the raised height 50 sand that was swept away by a typhoon is deposited, beach grass and bindweed have been native



Sargassum has been launched on the edge of the surf on the waves caused by Typhoon No. 17 Lawn is overgrown in many densely deposited sand is brought in from offshore
Around 15 years ago the coral had been breeding

Has become a high mound of algae accumulate sand in sand called algae




Forming a mound seaweed to breed sand is deposited, sand is deposited further
Eelgrass and seaweed are coming thick sand is also deposited in the cleft of the rock



Breeding of seaweed and sea lettuce
Below that is fixed to a lot of sand. It seems we will soon metamorphosed into sandstone (formerly harvested area of sandstone) alias AWAISI

To coral rubble of animal creatures are likely to breed, such as sea lettuce seaweed tends to flourish in sand stone



The breeding of lettuce coral rubble stone and seaweed are minor

Adhesion of shellfish and oyster rocks stand out



Millet in stone (AWAISI) is sea lettuce are growing thick in the dense

Sea lettuce has been breeding place of fresh water gushing in coral stone



See the growth of sea lettuce tightly fossil coral uplift.

Sand has been brought in from offshore in Typhoon No. 17




Spring water was observed. I suggest that the frame is fresh water it's not salty taste


By the formation of the mound breakwater



Breakwater was installed when the offshore reef to protect against the waves of typhoons (about 10 years ago)



Are placed in parallel to the east in order to protect the big waves from the east



Form a mound about 1 m in coral rubble and sand entrainment flow during typhoon waves of over 10 years. I have not seen in breeding of organisms will change shape to each of the typhoon



10 t blocks are easily broken down by wave

Wave-receiving surface side of the breakwater has been scraped Egururu coral or sand

Admit multiple small flat coral branches relatively flat old coral branches had been dense. Do you do not you can fish hiding? I do not see much